


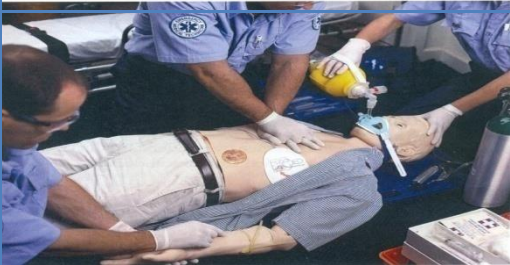








أولاً: البيانات الأساسية للمعمل

الكلية	التمريض
القسم	تمريض الباطني الجراحي
اسم المعمل	تمريض الحالات الحرجة (Critical care)
صورة المعمل	
مكان المعمل	الدور الثاني بمبنى الكلية

الاستخدامات والتجارب	التوثيق الفوتوجرافي	العدد	الصف	م
<p>*Centravenous catheterization care</p> <p>*Centravenous pressure measurement</p>		2	Central venous catheterization	1
<p>Listening to heart and lung sounds</p>	 <p>The vest overlay contains RFID tags that communicate with a</p>	1	Heart and lung sound manikin	2
<p>Femoral access procedures</p>		1	Femoral access trainer	3

الاستخدامات والتجارب	التوثيق الفوتوجرافي	العدد	الصف	م
<ul style="list-style-type: none"> *Infusion *Blood collection *Intravenous injection 		1	Advanced intravenous training arm	4
<ul style="list-style-type: none"> Arterial stick exercises Arteriovenous anastomosis / heamodialysis Infusion techniques Blood collection 		1	SMASH Advanced patient training arm	5
<ul style="list-style-type: none"> *Chest tube insertion as mid-axillary (left) *Cardiac related skills as defibrillation capabilities. *Circulatory skills. *Sounds and speech. 		1	Mega code manikin	6
<ul style="list-style-type: none"> *Airway management skills as endotreacha *Drug administration ski l intubation IIs as IV insertion and bolus into peripheral veins of forearm. 		1	Stat manikin	7
<p>نموذج للتدريب علي حالات الاختناق</p>	 <p>29-Difficult Airway Trainer</p> <p>Available No: 1</p> <p>Used for: The Deluxe Difficult Airways Trainer features a manually inflatable tongue to simulate obstructed Airways and is designed for training the management of difficult airways.</p> <p>النموذج للاختناق</p>	1	Difficult airway trainer	8

الاستخدامات والتجارب	التوثيق الفوتوجرافي	العدد	الصف	م
نموذج للتدريب علي المجري الهوائي	 <p>20-Air way management trainer</p> <p>Available No: 1</p> <p>Used for:</p> <ul style="list-style-type: none"> Use for oral and nasal intubations. Use for Fiberoptic Nasal Airways And suction techniques. <p>نموذج للتدريب علي المجري الهوائي</p>	1	Airway management trainer	9
نموذج للتدريب علي التخدير النصفي	 <p>25-Spinal injection simulator</p> <p>Available No: 1</p> <p>Used for:</p> <ul style="list-style-type: none"> Spinal injection techniques include spinal anesthesia & epidural analgesia. <p>نموذج للتدريب النصفي</p>	1	Spinal injection simulator	10
نموذج يستخدم في التنفيس والتنفيس	 <p>24- Tracheotomy care set</p> <p>Available No: 1</p> <p>Used for:</p> <ul style="list-style-type: none"> Look based over bronchial tree to view suctioning and the tracheal tube. View window for location of suction catheter in right bronchus. View nasopharyngeal, nasotracheal, and tracheal suctioning ability. <p>نموذج يستخدم في التنفيس والتنفيس</p>	1	Tracheotomy care set	11
Proper procedure for obtaining ABG-arterial blood gases	 <p>Arterial stick arm kit</p> <p>Available No: 1</p> <p>Used for:</p> <ul style="list-style-type: none"> Proper procedure for obtaining ABC-Arterial Blood Gases 	1	Arterial stick arm kit	12
Monitoring of patients	 <p>DARAY LifeSign2</p> <p>60</p> <p>125</p> <p>85</p> <p>98</p> <p>37.0</p> <p>18</p>	1	Patient monitor	13

الاستخدامات والتجارب	التوثيق الفوتوجرافي	العدد	الصف	م
Making ECG		1	Electro- Cardiogram (ECG)	14
Transthoracic defibrillation *To record and display electrocardiograms		1	Defibrillator	15
Oxygen saturation in blood		1	Pulse oximeter	16
This is portable cart containing emergency resuscitation equipment for patients who are "coding" . That is, their vital signs are in a dangerous range.		1	Crash cart	17
Oxygen therapy and suction		1	Oxygen and suction center	18

--	--	--	--	--